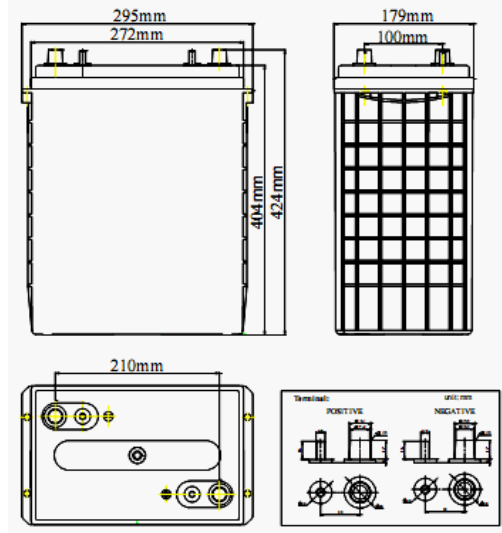


### Product Image



### Product Dimensions



### Characteristics

Nominal Voltage		6V
Nominal Capacity (20 hour rate)		380Ah
Capacity 25°C (77°F)	10 hour rate (34.2A)	342Ah
	5 hour rate (60.5A)	302.5Ah
	1 hour rate (210.7A)	210.7Ah
Internal Resistance	Full Charged Battery 25°C	≤1.6mΩ
Capacity affected by Temperature (10 hour)	40°C (104°F)	102%
	25°C (77°F)	100%
	0°C (32°F)	85%
	-15°C (5°F)	65%
Self-Discharge 25°C (77°F) Capacity	after 3 month storage	90%
	after 6 month storage	80%
	after 12 month storage	62%
Charge (Constant Voltage) 25°C (77°F)	Float	Initial Charging Current Less than 76A Voltage 6.8-6.9V
	Cycle	Initial Charging Current Less than 76A Voltage 7.2-7.45V

### Packaging

Battery Dimensions	Length	295mm
	Width	178mm
	Height	404mm
	Total Height	410mm
Box Dimensions	Length	410mm
	Width	194mm
	Height	474mm
Quantity Per Box		1 PC per box
Net weight Per Cell		55.3 kg±500g
Net weight Per Box		55.3kg
Gross Weight		56.0kg

#### Discharge Constant Current per Cell (Amperes at 77°F/25°C)

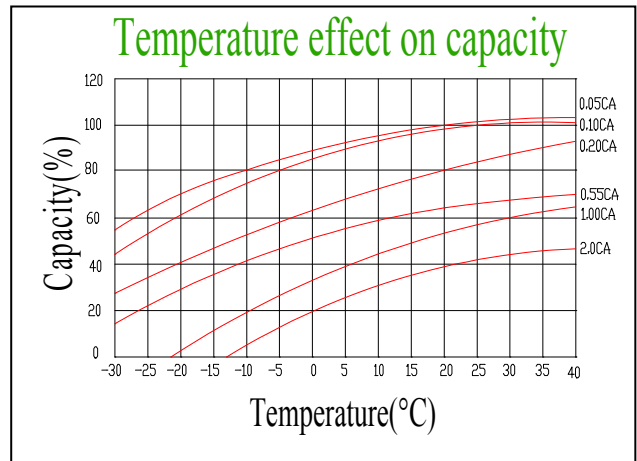
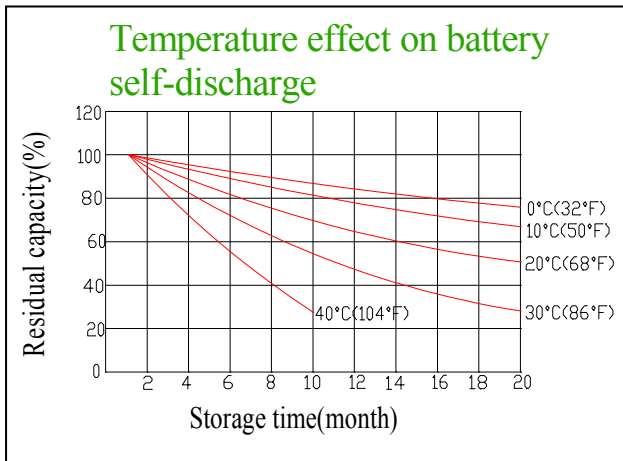
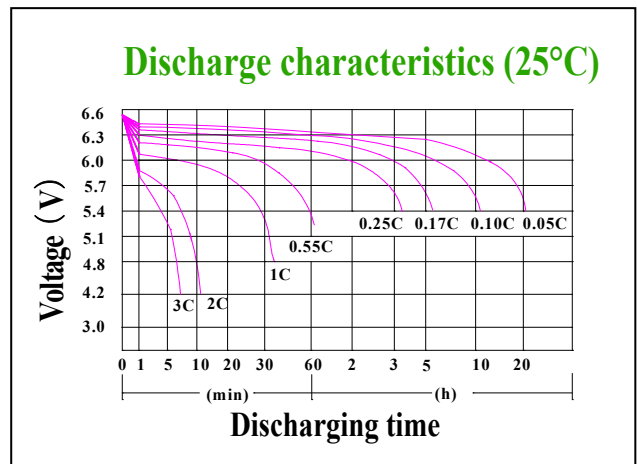
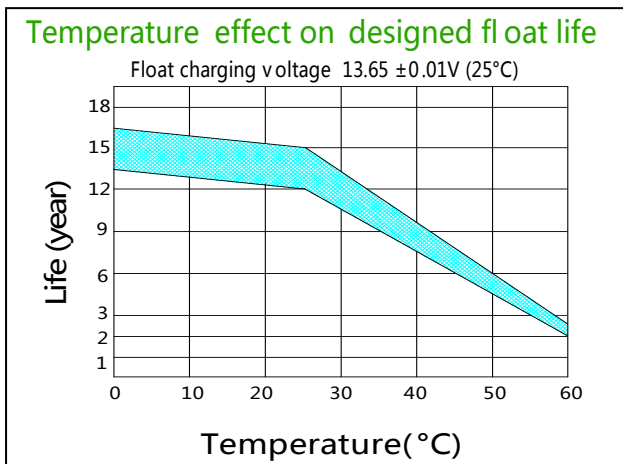
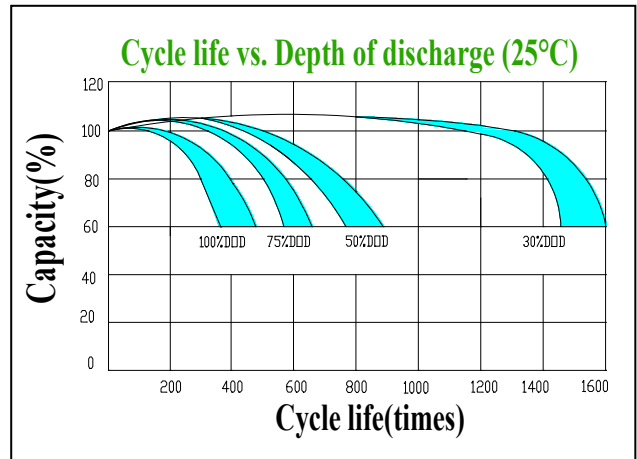
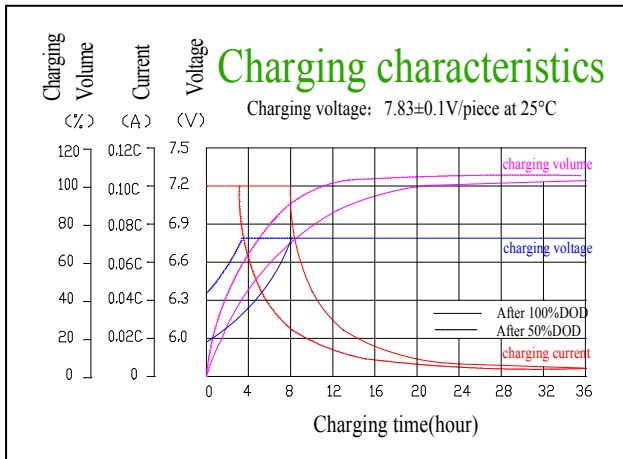
F.V/Time	5min	10min	15min	30min	45min	1h	2h	3h	5h	8h	10h	20h
1.60V	902.9	575.6	489.1	312.2	229.5	210.7	133.9	94.1	64.0	42.1	37.6	20.9
1.65V	886.5	565.1	480.2	306.6	225.3	206.8	131.5	92.3	62.8	41.4	36.9	20.5
1.70V	870.0	554.7	471.3	300.9	221.1	203.0	129.1	90.6	61.6	40.6	36.3	20.1
1.75V	853.6	544.2	462.4	295.2	217.0	199.2	126.6	88.9	60.5	39.8	35.6	19.8
1.80V	820.8	523.3	444.6	283.9	208.6	191.5	121.8	85.5	58.1	38.3	34.2	19.0

#### Discharge Constant Power per Cell (Watts at 77°F 25°C)

F.V/Time	5min	10min	15min	30min	45min	1h	2h	3h	5h	8h	10h	20h
1.60V	902.9	575.6	489.1	312.2	229.5	210.7	133.9	94.1	64.0	42.1	37.6	20.9
1.65V	886.5	565.1	480.2	306.6	225.3	206.8	131.5	92.3	62.8	41.4	36.9	20.5
1.70V	870.0	554.7	471.3	300.9	221.1	203.0	129.1	90.6	61.6	40.6	36.3	20.1
1.75V	853.6	544.2	462.4	295.2	217.0	199.2	126.6	88.9	60.5	39.8	35.6	19.8
1.80V	820.8	523.3	444.6	283.9	208.6	191.5	121.8	85.5	58.1	38.3	34.2	19.0

**Note** The above data are average values, and can be obtained within 3 charge/discharge cycles. These are not minimum values. Cell and battery designs/specifications are subject to modification without notice. Contact **MCA** for the latest information.

## Performance Characteristics



## Battery Construction

Component	Positive plate	Negative plate	Container	Cover	Safety valve	Terminal	Separator	Electrolyte
Raw material	Lead dioxide	Lead	ABS	ABS	Si-Rubber	Copper	Fiberglass	Sulfuric acid